



Organic SOP-Grazing

Organic SOP-Grazing describes the procedures that ensure the organic requirements are met with regard to cattle grazing.

The description includes:







- Specific requirements for grazing for organic cows
- The requirements for grazing calves, young stock and bulls
- The requirements for grazing when the cows are sick, drying off, calving, etc.
- Requirements for animals outside during winter

All topics are illustrated with drawings and short texts that you can edit based on the conditions on your farm. Remember that you always have to keep informed about changes to organic requirements.


Enjoy your SOP.



Content


1. Grazing period 	3
2. Grazing – a part of the feed ration 	4
3. Grazing – dry cows, calving and final fattening 	5
4. Grazing – calves and young animals 	6
5. Animals inside in the summer period 	8
6. Animals outside in the winter period 	10


1. Grazing period

1.1  **Grazing period**
15th of April – 1st of November

The period depends on the


- Weather conditions
- Field conditions
- Consideration for the animals' welfare



1.2  **Grazing**
At least 6 hours of daylight per day
 The cows are let out at _____
 The cows are let in at _____

AMS
 Last cow is out approx. at _____
 First cow is in approx. at _____



1.3  **Livestock records**







Write

- Dates of access to pasture (beginning and end)
- Which animals (CKR no. or if all, write "all" in the records).







The livestock records is located in / at:
 _____ (Barn office)



2. Grazing – a part of the feed ration

<p>2.1 </p>	<p>Feeding plan / diet plan</p> <p>Scheduled grass intake by grazing must appear</p>	
<p>2.2 </p>	<p>Area for grazing</p> <p>Normally 0.1-0.2 ha /cow.</p> <p>More area by low grass yield or extensive areas.</p>	
<p>2.3 </p>	<p>Grazing means fresh bitten-of grass</p> <p>Check pasture every day. If the grass height is under _____ cm, the grazing pen must be extended / animals must be moved to new pasture</p>	

3. Grazing – dry cows, calving and final fattening

<p>3.1 </p>	<p>Dry cows on pasture</p> <p>Dry cows can graze areas with lower yield or less area than dairy cows.</p> <p>By drying off, cows can be kept inside without access to pasture in up to 7 days without any requirement for registration in livestock records.</p>	
<p>3.2 </p>	<p>Calving on grass</p> <p>Cows that calve on grass must have access shelter and shade.</p>	
<p>3.3. </p>	<p>Final fattening</p> <p>Cows and males over 9 months can be kept inside during the summer period for final fattening for a maximum of one fifth of its life and maximum 3 months (bulls only with access to an outdoor exercise area).</p>	

4. Grazing – calves and young animals

<p>4.1 </p>	<p>Young calves under 4 months</p> <p>It is not required that they have access to pasture</p>	
<p>4.2 </p>	<p>Calves of 4-6 months</p> <p>Must have access to pasture from 1st of May – 1st of September. However, depending on the weather and their physical condition</p>	<p>Vil du vide mere – køb hele SOP'en HER</p> 
<p>4.3 </p>	<p>Calves under 6 months</p> <p>Must have access to shade and shelter</p>	

4.4



Young animals over 6 months

Grazing period:
Normally 15th of April –
1st of November.





However, the young animals can get access to pasture later than cows - usually by 1st of May.

Grazing area for heifers must be adapted to their needs over the grazing period.



Vil du vide mere – køb hele SOP'en [HER](#)

5. Animals inside in the summer period

<p>5.1 </p>	<p>Animals inside in the summer period</p> <p>The animals can be kept inside without access to pasture for shorter periods for the sake of the animals' welfare (e.g. disease and fly nuisance).</p> <p>Write in the livestock records</p> <ul style="list-style-type: none">• Which animal (CKR no.)• Reason• Period <p>The livestock records is located in / at _____</p> <p>(Barn office)</p>	
<p>5.2 </p>	<p>Individual animals can be kept inside without access to pasture in less than 7 days without registration in livestock records</p> <p>For example in connection with insemination, mating, drying off, delivery to slaughterhouse</p>	

Vil du vide mere – køb hele SOP'en [HER](#)

<p>5.3</p> 	<p>Flies</p> <p>For external use on animals can be treated with the agent:</p> <hr/> <p>(e.g., pour-on, washing, ear tags or ointments)</p> <p>It is not allowed to use chemical agents against flies and mosquitoes in the stable in organic production.</p>	
<p>5.4</p> 	<p>Males older than 1 year with permanent access to an outdoor exercise area</p> <p>Grazing may be omitted if the animals have permanent access to an outdoor exercise area. Animals must be fed daily with roughage according to appetite</p>	<p>Vil du vide mere – køb hele SOP'en HER</p> 

6. Animals outside in the winter period

6.1



Winter

Animals outside in the winter (1st of December to 1st of March) or in winter-like weather must have access to stable or shelter*.

The animals must always have:

- Access to drinking water without ice
- Access to a dry laying area
- Good body condition
- Thick hair
- Grass covered area

* Only in exceptional cases the shelter can be dispensable.



Vil du vide mere – køb hele SOP'en [HER](#)